

## EU PRICES of COW's RAW MILK in EURO/100 kg

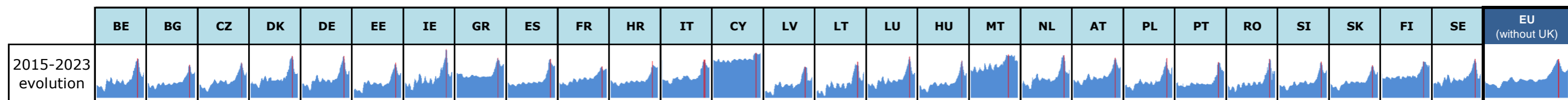
Source: Regulation (EU) No 2017/1185 Article 12(a) - Annex II.4(a) (prices of raw milk at real fat and protein content paid to milk producers)

	Belgium	Bulgaria	Czech Rep.	Denmark	Germany	Estonia	Ireland	Greece	Spain	France	Croatia	Italy	Cyprus	Latvia	Lithuania	Luxembourg	Hungary	Malta	Netherlands	Austria	Poland	Portugal	Romania	Slovenia	Slovakia	Finland	Sweden	EU (without UK)	% EU (without UK) compared to previous month (*)	
2023m01	53.77	51.16	54.33	60.36	58.29	52.22	59.34	57.75	58.16	49.80	51.67	57.17	65.06	42.89	44.37	c	56.49	61.04	60.00	58.92	51.59	54.37	58.27	53.73	51.05	54.79	55.90	55.72	- 4.3%	Jan-23
2023m02	49.12	49.45	52.88	57.36	54.08	49.18	54.38	56.12	58.54	49.95	51.47	57.40	65.36	34.01	36.84	c	56.32	60.55	56.00	57.46	48.06	54.13	56.85	51.49	49.70	55.07	54.01	53.32	- 4.3%	Feb-23
2023m03	45.67	47.57	49.89	53.32	49.74	47.73	45.84	54.25	57.77	48.51	51.11	54.86	64.69	34.37	38.17	c	53.06	61.27	50.50	55.62	47.66	53.92	53.56	48.78	48.47	55.22	51.06	50.30	- 5.7%	Mar-23
2023m04	43.61	43.63	48.45	47.24	46.61	45.21	41.66	52.38	54.37	46.93	50.68	53.73	64.26	34.72	37.92	c	50.04	61.76	44.75	54.48	46.72	53.56	48.05	46.08	46.31	54.73	46.13	47.56	- 5.4%	Apr-23
2023m05	41.89	42.28	45.78	43.76	44.30	42.61	40.79	50.53	52.72	45.37	50.33	51.60	63.95	34.39	35.78	c	46.27	62.20	43.25	51.97	45.62	49.35	35.14	43.75	44.42	52.50	41.75	45.35	- 4.6%	May-23
2023m06	39.95	40.97	43.16	41.75	41.97	40.96	39.43	49.85	51.84	45.63	49.69	51.60	63.59	33.89	34.44	c	43.70	56.18	43.25	50.67	43.12	48.22	42.18	42.53	42.51	51.56	36.63	44.27	- 2.4%	Jun-23
2023m07	38.99	41.42	41.03	41.61	40.97	40.43	38.75	49.98	51.46	45.90	49.27	51.05	63.56	34.08	34.10	c	40.44	56.41	43.25	48.73	42.16	45.96	44.43	42.12	41.17	51.15	36.65	43.73	- 1.2%	Jul-23
2023m08	38.70	41.46	40.04	41.60	40.98	39.73	38.32	51.48	50.29	46.49	48.68	49.46	63.54	36.00	33.87	c	39.32	56.08	43.25	48.59	41.72	45.95	44.98	42.73	40.84	51.31	36.41	43.54	- 0.4%	Aug-23
2023m09	38.04	41.76	39.92	41.58	41.35	40.35	40.01	51.02	50.00	46.83	48.42	48.68	63.89	34.17	35.16	c	39.80	57.25	41.45	47.44	41.09	46.39	41.68	42.76	40.87	49.50	36.53	43.33	- 0.5%	Sep-23
2023m10	38.66	42.14	40.71	41.69	42.99	41.14	42.34	51.83	50.19	47.45	48.77	48.33	63.81	35.25	38.93	c	40.64	56.61	41.00	47.88	43.74	44.64	44.18	43.55	41.74	50.66	38.93	44.33	+ 2.3%	Oct-23
2023m11	40.57	42.46	41.99	41.70	44.47	42.06	43.41	52.36	50.68	47.38	48.78	48.55	64.16	36.81	41.96	c	42.08	56.40	42.25	48.32	47.74	44.70	44.77	44.73	43.18	51.53	39.59	45.46	+ 2.5%	Nov-23
2023m12	43.28	44.09	43.31	42.65	45.45	42.69	44.19	52.59	50.58	47.34	49.26	49.78	64.90	38.35	43.67	c	42.43	55.74	46.31	49.42	49.44	44.56	44.86	45.84	44.09	50.79	41.51	46.61	+ 2.5%	Dec-23
2024m01	43.63	44.77	43.34	45.19	45.89	42.66	43.41	52.67	50.19	47.04	48.82	48.58	64.91	39.32	43.95	c	43.11	56.32	46.31	48.52	47.64	44.27	45.83	45.22	44.00	49.78	44.25	46.45	- 0.3%	Jan-24
2024m02	43.40	44.66	42.50	45.21	45.66	42.66	44.67	52.62	50.00	46.84	48.39	49.55	65.02	39.37	42.22	c	42.40	55.77	46.00	48.45	47.65	43.80	45.87	44.78	44.11	47.57	43.82	46.39	- 0.1%	Feb-24
2024m03	43.85	44.14	42.46	46.13	45.99	42.87	43.12	52.47	49.61	46.57	48.16	49.71	64.61	39.50	42.34	c	42.06	55.75	46.50	48.93	47.83	43.83	45.67	44.35	42.82	47.30	44.59	46.44	+ 0.09%	Mar-24
2024m04	43.79	43.54	42.84	46.12	45.88	42.24	42.54	52.25	47.38	46.04	47.83	49.55	63.76	39.27	40.23	c	42.32	56.10	46.75	49.40	47.58	43.60	42.11	44.48	42.07	47.07	43.67	46.09	- 0.7%	Apr-24
2024m05	43.34	43.11	43.63	46.65	45.70	42.01	43.31	52.38	46.99	45.76	47.60	50.00	63.74	39.10	38.39	c	42.52	56.11	47.25	48.95	46.28	43.44	41.81	43.70	41.82	46.39	43.04	45.97	- 0.3%	May-24
2024m06	46.68	42.96	43.90	47.06	45.85	41.42	44.48	52.11	46.41	45.94	47.07	49.70	63.62	38.88	37.26	c	41.61	61.94	47.75	49.20	45.52	43.26	41.23	43.70	41.58	45.24	43.72	46.12	+ 0.32%	Jun-24
2024m07	43.86	43.23	43.23	47.99	46.37	41.26	47.49	52.80	45.92	46.54	46.56	50.28	63.15	38.64	37.01	c	41.85	61.81	48.00	48.99	45.86	43.14	41.36	43.66	41.70	45.07	43.89	46.54	+ 0.9%	Jul-24
2024m08	44.76	43.65	43.75	48.78	47.44	41.42	50.99	53.11	45.92	46.38	46.96	52.04	63.27	38.56	39.04	c	42.22	62.45	49.25	49.31	47.42	43.30	44.97	43.58	41.87	45.62	44.79	47.54	+ 2.2%	Aug-24
2024m09	47.79	45.31	44.96	49.87	49.54	42.56	57.98	53.85	46.60	48.36	47.67	52.62	63.79	39.70	42.95	c	43.88	62.29	51.00	50.86	49.41	44.13	45.95	44.78	42.92	48.68	47.73	49.61	+ 4.4%	Sep-24
2024m10	51.65	46.78	46.38	51.75	52.70	44.71	62.15	55.17	47.18	48.81	49.16	52.85	65.83	42.50	51.29	c	45.55	62.17	53.50	52.53	51.69	44.50	49.28	46.78	44.44	51.54	52.06	51.71	+ 4.2%	Oct-24
2024m11	53.66	47.24	49.02	54.71	54.68	46.61	63.42	54.45	47.77	49.70	49.56	54.91	66.02	45.72	56.66	c	46.99	61.33	55.50	53.35	55.56	45.64	46.70	50.20	45.76	51.32	54.29	53.52	+ 3.5%	Nov-24
2024m12	55.30	48.36	49.61	55.77	55.59	48.02	61.47	54.37	47.96	49.87	49.65	54.91	66.08	48.26	58.04	c	48.76	59.25	57.35	56.26	61.66	45.80	50.62	50.20	46.78	50.80	52.14	54.56	+ 1.9%	Dec-24
2025m01	54.63	48.47	50.00	55.76	54.65	50.85	58.66	55.00	48.06	50.24	49.75	54.91	66.82	48.63	54.89	c	50.23	60.94	56.00	55.34	53.77	45.84	49.84	50.39	47.20	51.04	55.76	53.51	- 1.9%	Jan-25
2025m02	53.88	48.17	50.76	55.77	54.48	52.45	58.66	54.99	48.06	51.00	49.65	57.11	66.64	49.02	55.01	c	51.62	60.94	55.00	55.68	54.57	45.87	48.48	49.60	47.83	51.92	57.68	53.84	+ 0.6%	Feb-25
2025m03	54.37	48.22	51.21	55.77	54.48	52.49	58.66	55.00	48.06	50.42	49.72	57.11	66.64	48.64	52.84	c	52.16	60.73	53.75	56.10	54.68	45.87	48.63	49.43	44.40	51.50	59.16	53.65	- 0.3%	Mar-25

  : Estimations DG AGRI-E3     
 n/a : not provided by MS     
   : Estimations based on National statistics     
 c : confidential     
   : "estimated" prices by MS (indicator of price movement, not to be relied upon to forecast prices)

Price of Feb 25 compared to :

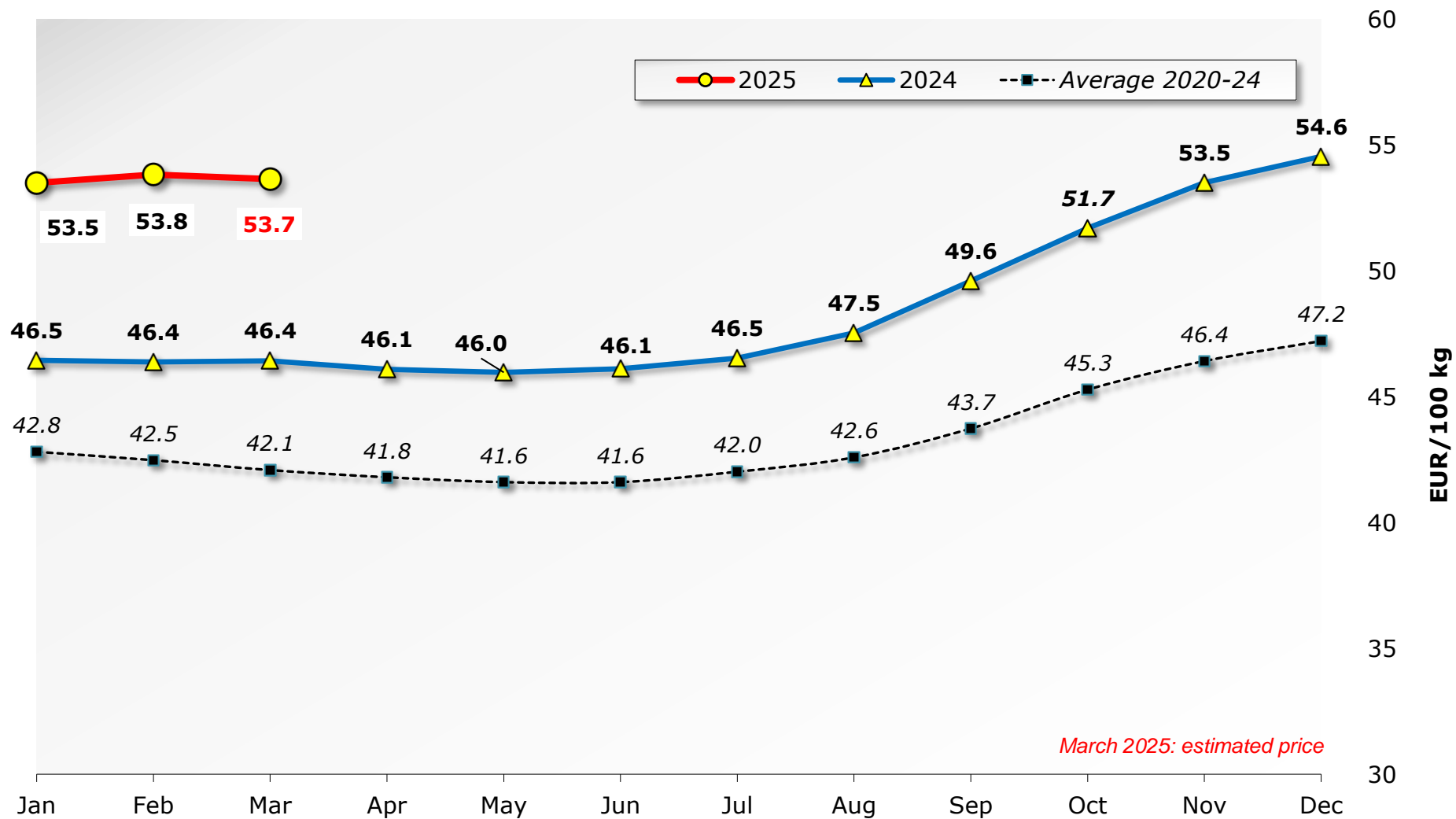
	BE	BG	CZ	DK	DE	EE	IE	GR	ES	FR	HR	IT	CY	LV	LT	LU	HU	MT	NL	AT	PL	PT	RO	SI	SK	FI	SE	EU (without UK)
Jan 25	-1.4%	-0.6%	+1.5%	+0.0%	-0.3%	+3.1%	idem	-0.0%	idem	+1.5%	-0.2%	+4.0%	-0.3%	+0.8%	+0.2%	-	+2.8%	idem	-1.8%	+0.6%	+1.5%	+0.1%	-2.7%	-1.6%	+1.3%	+1.7%	+3.4%	+0.6%
Feb 24	+24.1%	+7.9%	+19.4%	+23.4%	+19.3%	+22.9%	+31.3%	+4.5%	-3.9%	+8.9%	+2.6%	+15.3%	+2.5%	+24.5%	+30.3%	-	+21.7%	+9.3%	+19.6%	+14.9%	+14.5%	+4.7%	+5.7%	+10.8%	+8.4%	+9.1%	+31.6%	+16.0%



Red lines show maximum values

# Milk Prices paid to the Producers

## EU (weight. avg.)

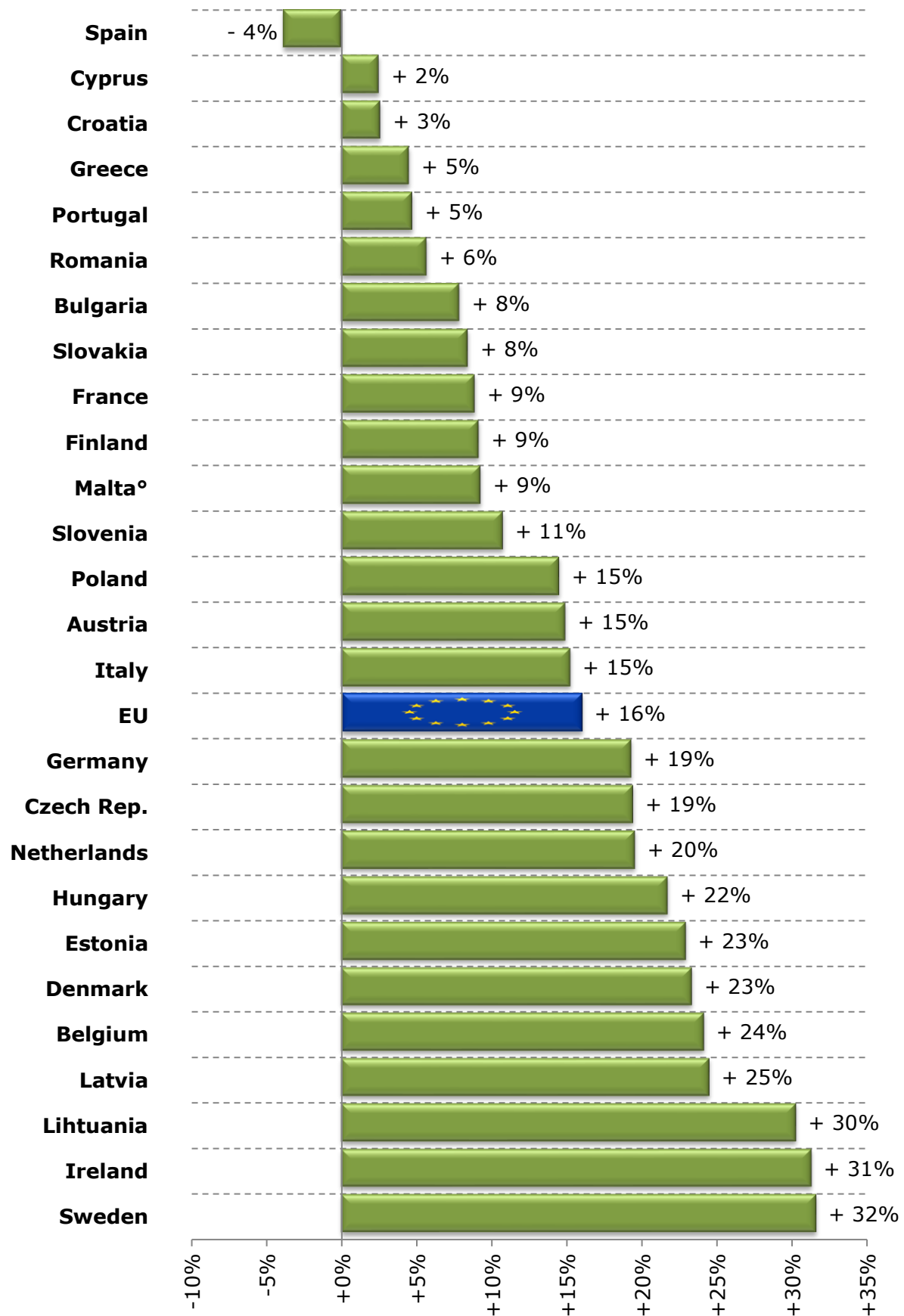


March 2025: estimated price

Source : Member States Reg. (EU) No 2017/1185 Article 12(a) - Annex II.4(a)

estimated figures for MT for FEB 2024

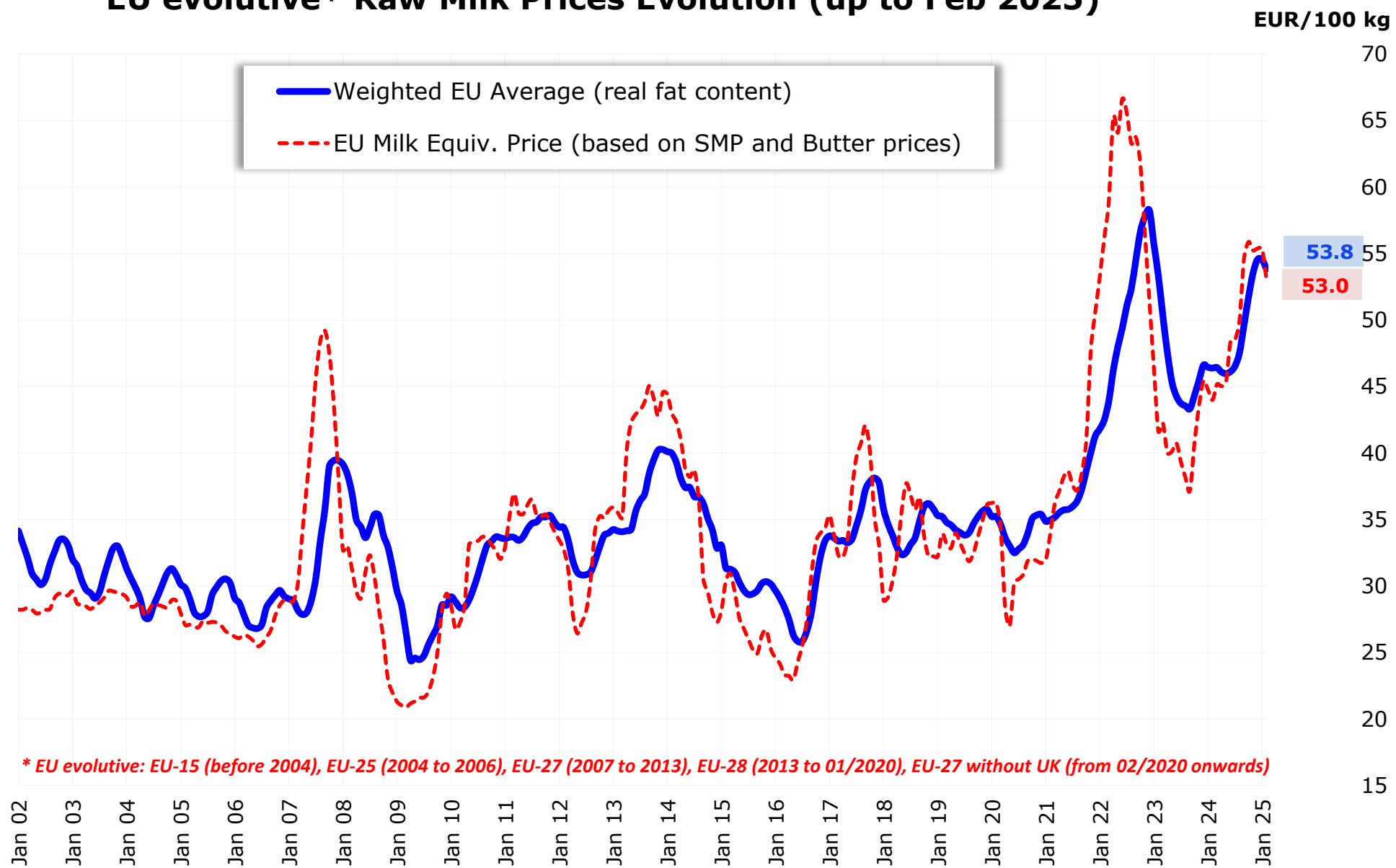
## Raw Milk Price evolution in February 2025 compared to February 2024



<sup>°</sup> : estimated figures for Feb 2025

Source : Member States (Reg. (EU) No 2017/1185 Article 12(a) - Annex II.4(a))

## EU evolutive\* Raw Milk Prices Evolution (up to Feb 2025)

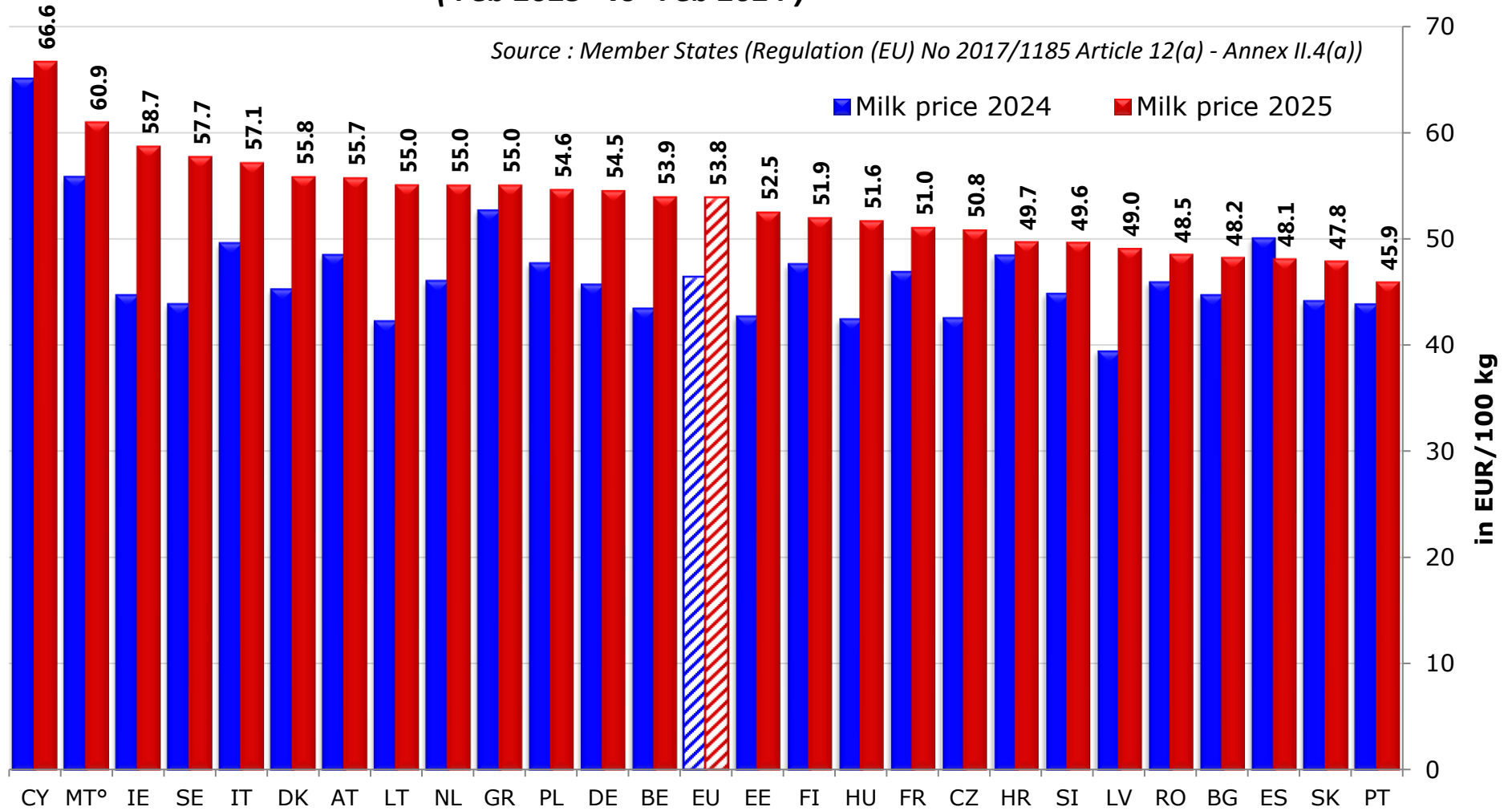


\* EU evolutive: EU-15 (before 2004), EU-25 (2004 to 2006), EU-27 (2007 to 2013), EU-28 (2013 to 01/2020), EU-27 without UK (from 02/2020 onwards)

Source : MS' communications under Reg. (EU) No 2017/1185 Article 12(a) - Annex II.4(a)

# EU MILK PRICES

( Feb 2025 vs Feb 2024 )



<sup>°</sup> : estimated figures for Feb 2025

# EU Organic cow's milk prices

February 2025

Source : Member States (Regulation (EU) No 2017/1185 Article 12(a) - Annex II.4(a))

